

Fiat with CAN (5SF and 6F3 ECU)


IMMO Emulator

Red Cable: +12V
Green Cable: CODE
White Cable: CAN-L

Blue Cable: GND
Black Cable: CAN-H

LED-- Power

After adjusting,
LED-- It lights up constantly,
and blink every two seconds



Fiat with CAN Immo Emulator


In Universal IMMO Emulator, solder jumpers J1 and J6

USE


Fiat with CAN 5SF and 6F3 ECU



Connecting emulator to 5SF ECU



Connecting to ECU socket



- +12V ACC 48 pin
- GND 5 or 6 pin
- CAN-L 49 pin
- CAN-H 50 pin

Warning!!!

Due to possible construction changes of cars, check signals with multimeter in the ECU plug.