

Chrysler IMMO Emulator

Red Cable: +12V

Blue Cable: GND


Green Cable: CODE

Black Cable: CAN-H

White Cable: CAN-L

LED-- Power

After adjusting,
LED-- It lights up constantly,
and blink every two seconds



Chrysler

In Universal Julie Emulator, solder jumpers **J1, J2, J3 and J6**

USE

Chrysler Voyager

Dodge Caravan

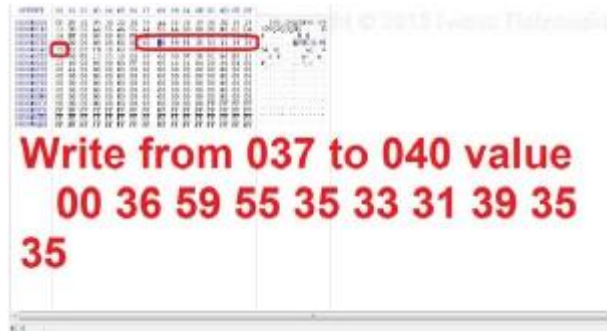
Jeep Cherokee

2.5TD 1999-2001

Universal Auto Immo Emulator User Manual – Chrysler



Find **24C02** memory in ECU




In 24C02 memory

write **00 36 59 55 35 33 31 39 35** and **35** values
in addresses from **037** to **040**

Connection diagram examples





Cut off immo line marked in the picture

Warning!!!

Due to possible construction changes of cars, check signals with multimeter in the ECU plug.