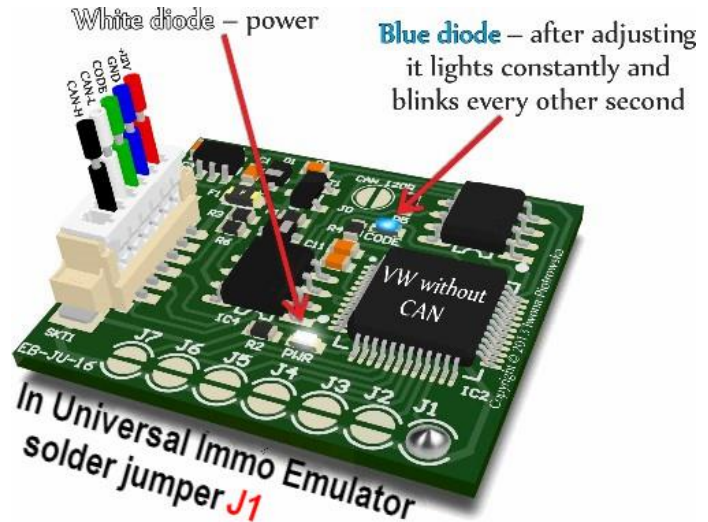


# VW without CAN IMMO EMULATOR

In Universal IMMO Emulator,  
Solder jumper **J1**



## Use

W1 and W2 systems up to around 2001

EDC15 and 5-socket LT28/LT35 ECUs - when the chassis numbers are not entered - even up to 2006 Diesel and petrol Ford cars with VW systems (the VW symbol is visible on the ECU)

Connecting in place of the original immobiliser or instrument cluster


|          |       |
|----------|-------|
| GND      | blue  |
| +12V ACC | red   |
| line W   | green |

If you cannot start the car , you need to fit the emulator to ECU


If the emulator is not working , then connect the power supply of the emulator to + 12V through the reset button

Disconnect immo and connect W line with K line to have a diagnosis.

## Cars with immobiliser integrated in instrument cluster cars as of 1998




GND - pin 24 blue plug  
+12V ACC - pin 1 blue plug  
K-line - blue plug: pin 25 VW or pin 28 Audi  
W-line - green plug: pin 5



**Cut K-line and W-line off the instrument cluster!!!**


## Cars with separate immobiliser

### Connection diagram examples




a) 6-pin immobiliser plug

|          |             |
|----------|-------------|
| GND      | pin 4 and 6 |
| +12V ACC | Pin1        |
| K line   | pin 3       |
| W line   | pin 2       |




b) 8-pin immobiliser plug

|          |             |
|----------|-------------|
| GND      | pin 5 and 4 |
| +12V ACC | Pin2        |
| K line   | pin 8       |
| W line   | pin 7       |



c) 12-pin immobiliser plug

|          |        |
|----------|--------|
| GND      | pin 11 |
| +12V ACC | Pin12  |
| K line   | pin 10 |
| W line   | pin 9  |




d) 10-pin immobiliser plug (e.g. certain VW T4 without CAN)

|          |       |
|----------|-------|
| GND      | pin 9 |
| +12V ACC | pin 3 |
| K line   | pin 8 |
| W line   | pin 7 |

Connect pin 7 and 8 together in the plug of original immobiliser. Then connect emulator to the OBO socket

|          |        |
|----------|--------|
| GND      | pin 4  |
| +12V ACC | pin 16 |
| K line   | pin 7  |



e) 12-pin immobilizer plug(e.g. LT35) - 2 - and 5-socket ECUs up to about 2006

|     |       |
|-----|-------|
| GND | PIN 2 |
|-----|-------|

|             |       |
|-------------|-------|
| +12V<br>ACC | pin 7 |
| K line      | pin 6 |
| W line      | pin 8 |

### Connecting emulator to ECU



|          |        |
|----------|--------|
| GND      | pin 1  |
| +12V ACC | pin 38 |
| K line   | pin 43 |

### Warning!!!

Due to possible construction changes of cars ,  
check signals with multimeter in the ECU plug.